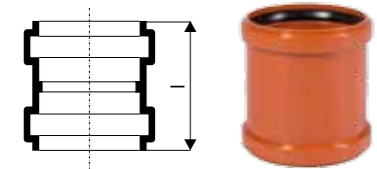


## KGM – Muffenstopfen

Art.	DN(OD)	l [mm]	VPE
220620	110	40	10/1360
221620	125	42	10/870
222620	160	49	8/368
223620	200	65	8/224
224620	250	89	1/96
225620	315	92	1/60
226620	400	95	1/32
227620	500	98	1/10

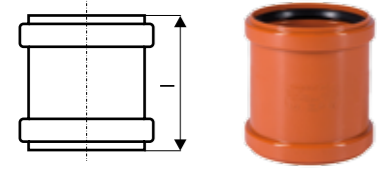


## KGMM – Doppelmuffe

Art.	DN(OD)	l [mm]	VPE
220510	110	125	1/320
221510	125	138	1/240
222510	160	172	1/110
223510	200	212	1/60
224510	250	250	1/32
225510	315	293	1/16
226510	400*	324	1/8

\* ab Q3/2018 lieferbar

Neuer Artikel

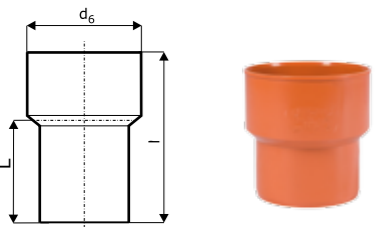


## KGU – Überschiebmuffe

Art.	DN(OD)	l [mm]	VPE
220500	110	125	1/320
221500	125	138	1/240
222500	160	172	1/110
223500	200	212	1/60
224500	250	250	1/32
225500	315	293	1/16
226500	400	324	1/8
227500	500	362	1/2

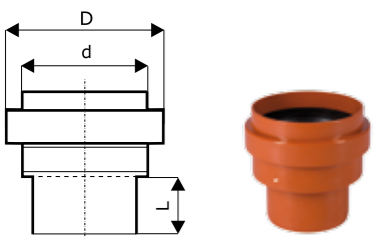
VPE Änderung!

VPE Änderung!



## KGUG – Anschluss an Guss

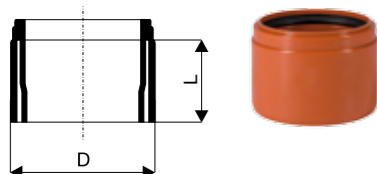
Art.	DN(OD)	d <sub>6</sub> [mm]	l [mm]	L [mm]	VPE
220820	110	131	133	76	1/600
221820	125	158	151	87	1/360
222820	160	185	165	98	1/210
223820	200	236	220	130	1/100



## KGUS – Anschluss an Steinzeug Spitzende

Art.	DN(OD)	d [mm]	D [mm]	L [mm]	VPE
220830	110	138	156	60	1/288
221830	125	164	186	67	1/180
222830	160	194	217	81	1/100
223830	200	250	279	99	1/48
224830	250*	335	352	180	1/36
225830	315*	390	430	225	1/18

\* ohne Dichtring, muss separat bestellt werden. Siehe unter Zubehör Seite 13



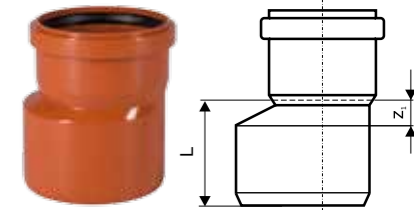
## KGUSM – Anschluss an Steinzeug Muffe

Art.	DN(OD)	D [mm]	L [mm]	VPE
220840	110	132	70	1/455
221840	125	160	70	1/320
222840	160	187	70	1/226
223840	200	242	70	1/120
224840	250	298	70	1/30
225840	315	354	70	1/20

## KGR – Reduktion, exzentrisch

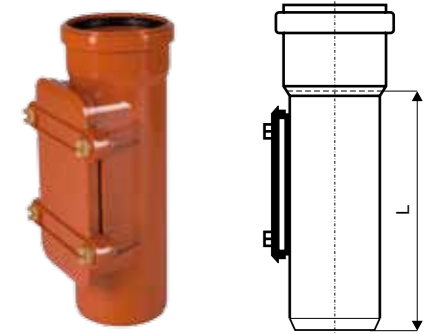
Art.	DN(OD)	z <sub>1</sub> [mm]	L [mm]	VPE
221700	125/110	20	87	1/300
222700	160/110	33	134	1/250
222710	160/125	31	121,5	1/240
223700	200/160	31	130	1/130
224700	250/200	38	172	1/54
225700	315/250	50	194	1/30
226700	400/315	64	219	1/12
227700	500/400	76	254	1/4

VPE Änderung!



## KGRE – Reinigungsrohr, eckig

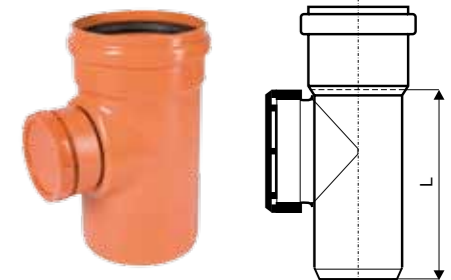
Art.	DN(OD)	L [mm]	VPE
220600	110	288	1/102
221600	125	300	1/70
222600	160	360	1/44
223600	200	435	1/22



## KGRE – Reinigungsrohr, rund

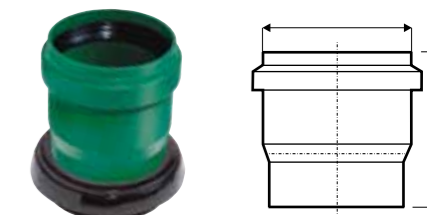
Art.	DN(OD)	L [mm]	VPE
220640	110	-	20/160
221640	125	-	15/120
222640	160	-	1/70
223640	200	-	1/30
824600	250	351	1/15
825600	315	492	1/10
826600	400	573	1/5

Korrektur!



## KG2000BA – Anschluss an Beton

Art.	DN(OD)	l [mm]	VPE
877570	160	165	1/90
877670	200	197	1/40



## NEU! KG – Sonderformteile SN 4 "Export"

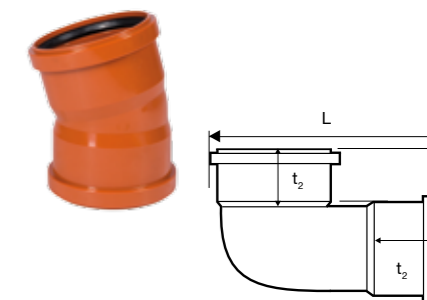
## KGBD – Bogen 2M

Art.	DN(OD)	α	H [mm]	t <sub>1</sub> [mm]	t <sub>2</sub> [mm]	L [mm]	VPE
228070	110	15°	129	58	58	174	15/180
228075	110	30°	144	58	58	196	15/180
228080	110	45°	164	58	58	213	15/180

NEU!

NEU!

NEU!

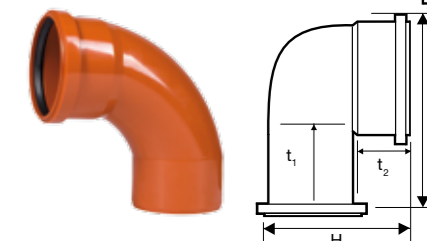


## KGB – Bogen SW

Art.	DN(OD)	α	H [mm]	t <sub>1</sub> [mm]	t <sub>2</sub> [mm]	L [mm]	VPE
228088*	110	87°	225	57	57	225	10/120
228085**	110	87°	235	58	58	235	10/120

NEU!

NEU!



\* Bogen mit einer Muffe

\*\* Bogen mit zwei Muffen