

Padio 14/20

8 cm - 04



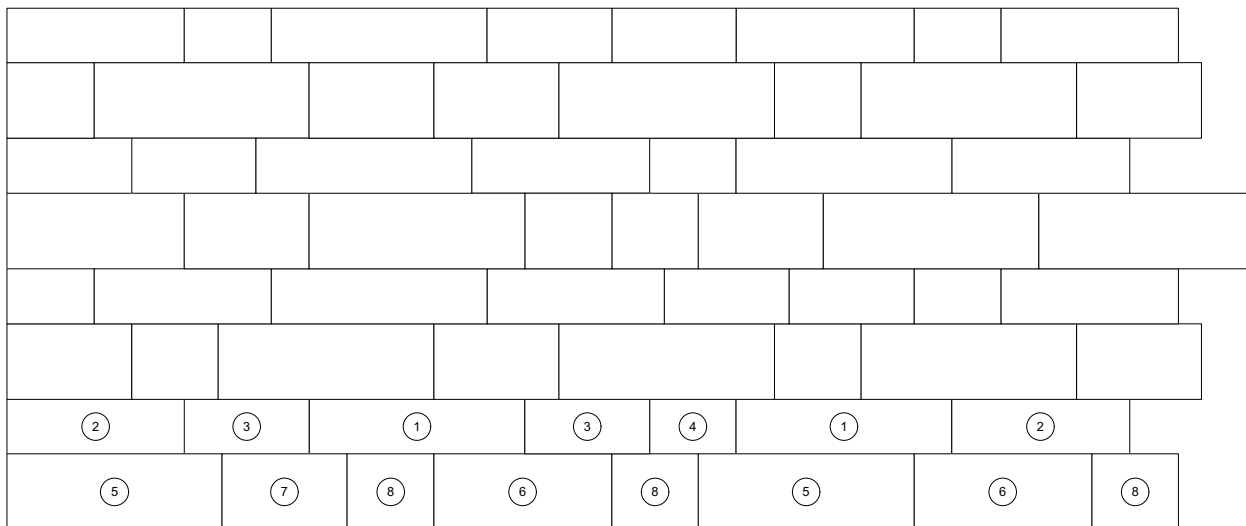
Den Anfang
macht ein guter Stein.

Verlegeart

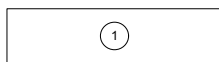
Reihenverband

Produkt/System

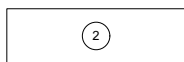
Padio 14/20



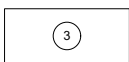
Maßstab = 1:20



57 x 14,5 cm



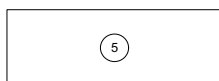
47 x 14,5 cm



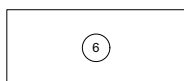
33 x 14,5 cm



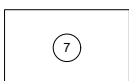
23 x 14,5 cm



57 x 20 cm



47 x 20 cm



33 x 20 cm



23 x 20 cm

Bedarf pro m²

42% Padio 14 und 58% Padio 20

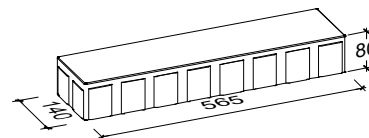
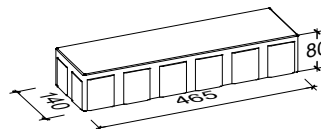
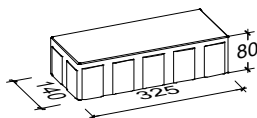

Anfangsstein pro m

Rastermaß

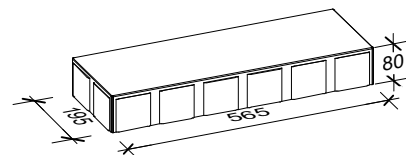
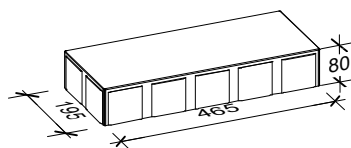
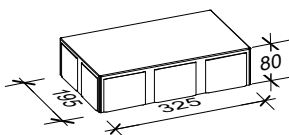
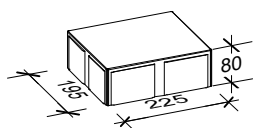
57/ 47/ 33/ 23 x 14,5 x 8 cm, 57/ 47/ 33/ 23 x 20 x 8 cm

Besonderheit

Steingrößen werden lagenweise gemischt geliefert, willkürlich lagenweise verlegen,
Kreuzfugen vermeiden, Einzelformate nicht lieferbar



Steinmaß (in mm)



TIPP

Weitere Details zum Verlegen und Pflegen >>> www.rinn.net

Rinn Beton- und Naturstein · Info-Hotline Heuchelheim 0800 7466800