



OWAcoustic®-Decken

Details:

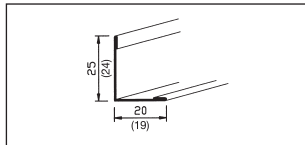
Wandprofile und Wandanschlüsse



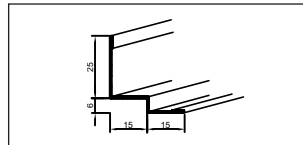
Wandprofile:

Feuerverzinktes Stahlband
Standardfarbe weiß andere
Farben bzw. RAL-Töne auf Anfrage.

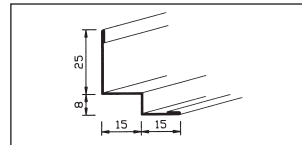
Maße: in mm
Andere Abmessungen auf Anfrage.



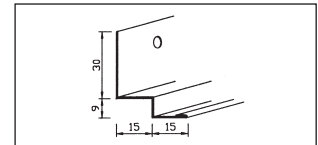
Nr. 50 0,6 mm dick
Nr. 50 G 0,5 mm dick



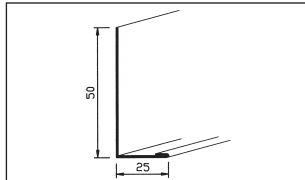
Nr. 50/14 0,5 mm dick



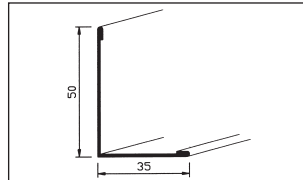
Nr. 50/15 0,5 mm dick
Nr. 50/15 G 0,5 mm dick



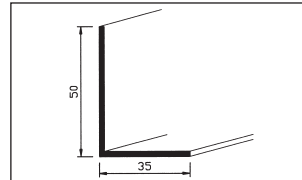
Nr. 50/22 1,0 mm dick
gelocht



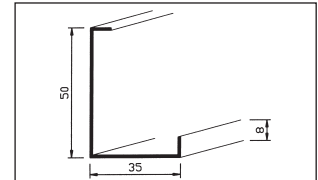
Nr. 51 0,7 mm dick



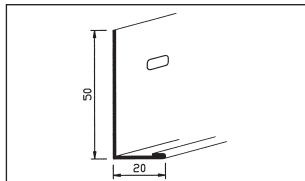
Nr. 51/01 1,0 mm dick



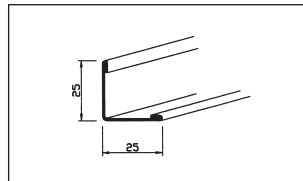
Nr. 51/02 2,0 mm dick



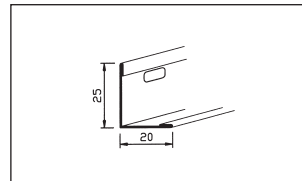
Nr. 51/08 1,0 mm dick



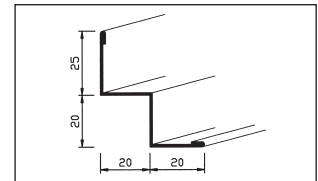
Nr. 51/20 1,0 mm dick



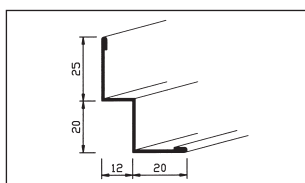
Nr. 51/25 1,0 mm dick



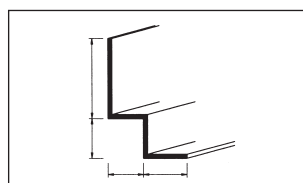
Nr. 53 0,6 mm dick



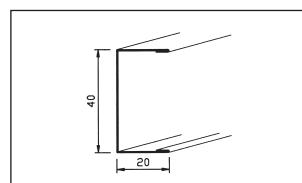
Nr. 56/20 0,6 mm dick
Nr. 56/21 1,0 mm dick
Nr. 56/23 1,5 mm dick
Nr. 56/35 0,6 mm dick
(mit Lüftungsschlitzen)



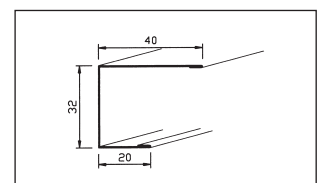
Nr. 56 0,6 mm dick



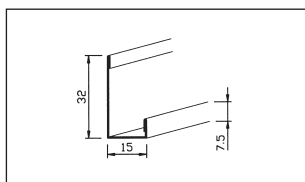
Nr. 56/22 2,0 mm dick



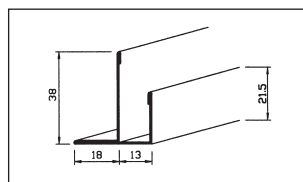
Nr. 57 0,5 mm dick



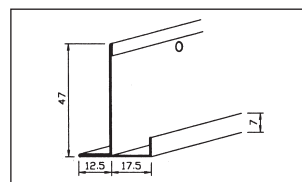
Nr. 57/10 0,6 mm dick



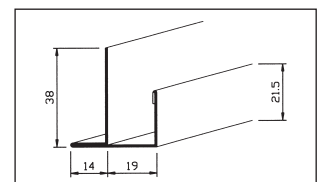
Nr. 1456 0,5 mm dick



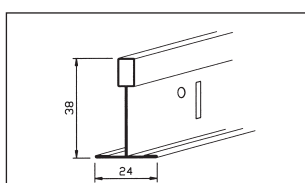
Nr. 8030/13 13er Platte
0,6 mm dick



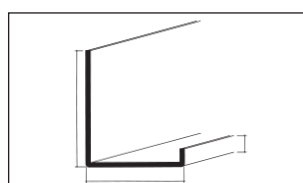
Nr. 8030/15 15er Platte
0,6 mm dick



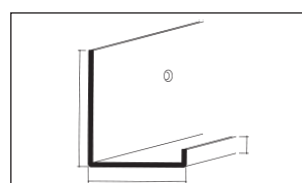
Nr. 8030/19 19er Platte
0,6 mm dick



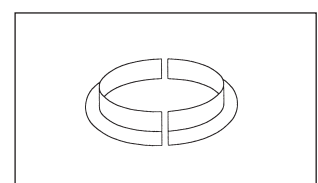
Nr. 45 Sichtseite weiß



Nr. 25125 2,0 mm dick



Nr. 25127 2,0 mm dick
gelocht



Nr. 8034 Säulenanschluss zweiteilig
Aluminium natur, andere Farben auf Anfrage;
Ø 300 – 1000 mm in 10er Schritten;
Höhe: 35 mm, Breite: 20 mm, Dicke: 2,0 mm
Achtung: max. Toleranz Säulendurchmesser
± 3 mm; Anpassung erforderlich

Wandanschlüsse: siehe Rückseite

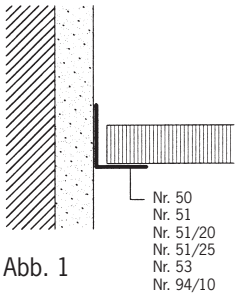
**Wandanschlüsse:**

Abb. 1

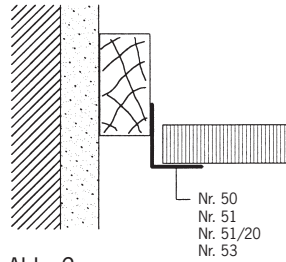


Abb. 2

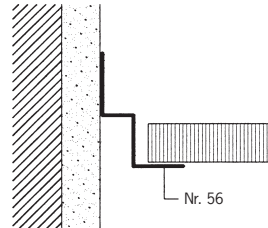


Abb. 3

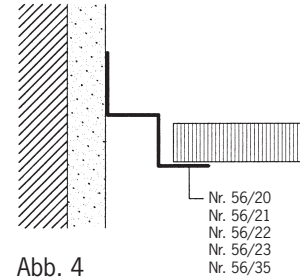
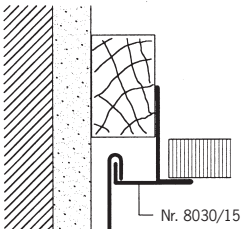
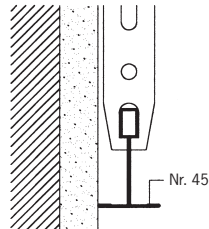
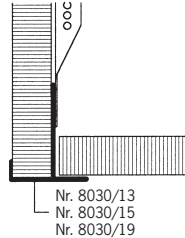
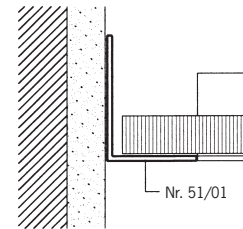
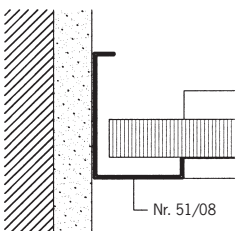
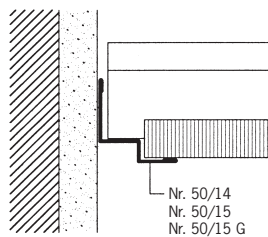
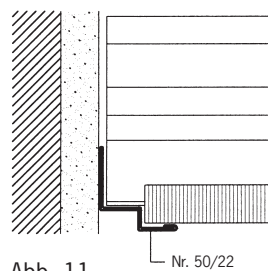
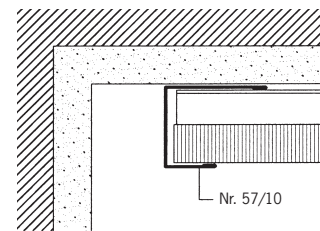


Abb. 4

Abb. 5 Befestigung für
Dekorationen o. ähnl.
Für Punktlast bis
max. 0,07 kN.Abb. 6 Befestigung an
der Rohdecke
(gleitender Anschluss)Abb. 7 Deckenversprung
oder AbschottungAbb. 8 Bandrasterdecken
System S 18Abb. 9 Bandrasterdecken
System S 18Abb. 10 Conturadecken
System S 3a und
System S 15aAbb. 11 freisp. Decken
z. B. Flurdecken
mit Conturplatten
nach System S 6bAbb. 12 Deckenspiegel
System S 1 und
System S 7

Brandschutz: Bei Brandschutz-Decken sind die Wandanschlüsse entsprechend der jeweiligen Prüfzeugnisse auszuführen.

Anmerkung: Wandanschlüsse in nicht geschlossenen Räumen sind so auszubilden, dass ein Anheben der Platten durch Winddruck oder Sog nicht erfolgen kann.
Die allgemeinen Grundlagen der OWA-Verlegeanleitung Druckschrift Nr. 801 sind zu beachten.

Ausschreibungstext:

Wird ein bestimmter Wandanschluß gefordert, so ist in der Ausschreibung zu vermerken: lfdm. Wandanschlüsse aus weißen Winkelprofilen Nr., nach Druckschrift 16, Abb., liefern und herstellen.