

# Valeo

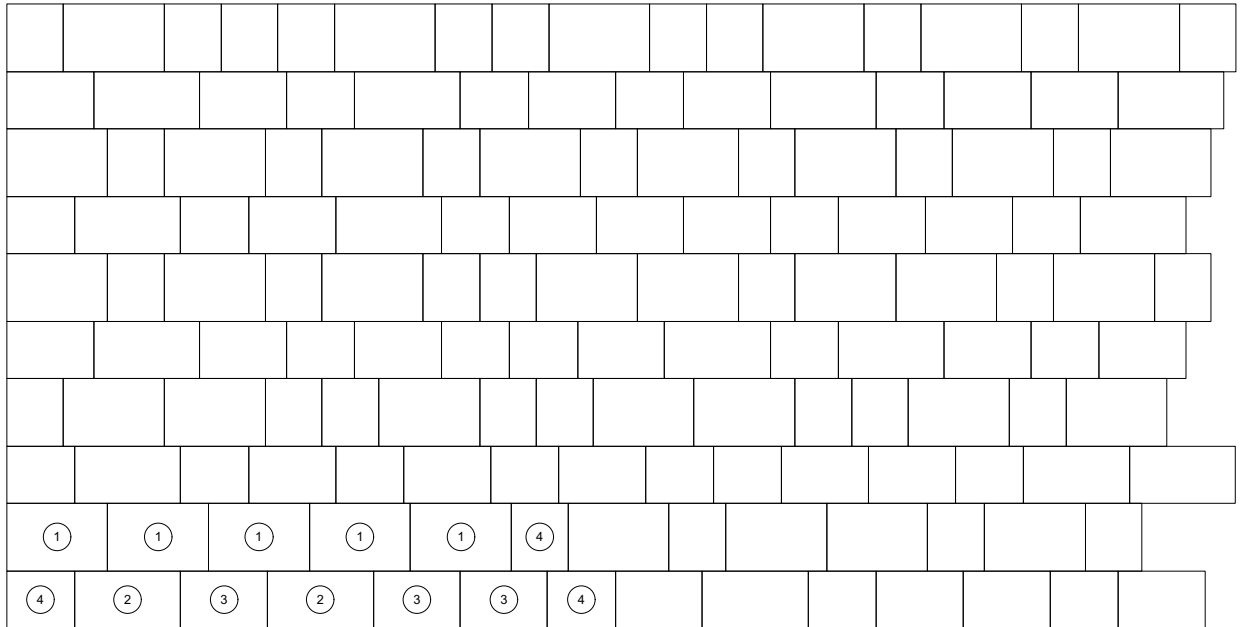
## 8 cm - 01



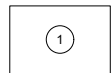
Den Anfang  
macht ein guter Stein.

Verlegeart **Läuferverband**

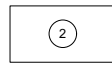
Produkt/System **Valeo**



Maßstab = 1:20



26,7 x 18 cm



28 x 15 cm



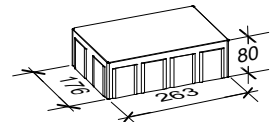
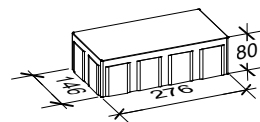


23 x 15 cm



18 x 15 cm

Bedarf pro m <sup>2</sup>	6,73 Steine 26,7 x 18 x 8 cm = 32,35%, 3,37 Steine 28 x 15 x 8 cm = 14,14%, 6,73 Steine 23 x 15 x 8 cm = 23,22%, 11,22 Steine 18 x 15 x 8 cm = 30,29%
Anfangsstein pro m	---
Rastermaß	26,7 x 18 x 8 cm, 28 x 15 x 8 cm, 23 x 15 x 8 cm, 18 x 15 x 8 cm
Besonderheit	jeweils nur lagenweise erhältlich, Kreuzfugen vermeiden

Steinmaß (in mm)



TIPP

Weitere Details zum Verlegen und Pflegen >>> [www.rinn.net](http://www.rinn.net)

Rinn Beton- und Naturstein · Info-Hotline Heuchelheim 0800 7466800